



Happy Thursday! How are you today?

I have added so many Dojos to our class Dojo chart this week. Well done! Keep an eye out for how you can get Dojos each day. When we are all back at school, we will do a Dojo dip. What treats should I buy for the dip box?

How many Dojos can you earn today?



We are going to start our day by calming and focusing our minds.

Being still for a few minutes, is a great way to look after our mental health.

I will be doing this too! What colour did you pick to make you feel lovely and calm?

[https://www.youtube.com/watch?v=uUIGKhG\\_Vq8](https://www.youtube.com/watch?v=uUIGKhG_Vq8)



I picked purple!

Now my brain is focused and ready to start our learning. I hope yours is too!

## Our first lesson today, is maths

This week, you have practised using your money skills in your shop.


Time to open your shop up again!



Customers will come into your shop and buy an item. Most of the time, they will not have the exact money they need to pay. So, you need to work out how much change you need to give the customer.

Today, I want you to look at how much money a customer is paying with, then choose an item from your shop they want to buy. After that, you will need to work out the change by making a subtraction number sentence.

This is how I would help this customer...



He has 20p. I am going to say that he has chosen to buy the plant for 15 p from my shop.



$$20 \text{ p} - 15 \text{ p} = 5 \text{ p}$$

You can use a fair swap to help you.

Remember, the biggest amount goes first in a subtraction number sentence.

Oh, and don't forget the pence (p)


Now, have a look at the customers who have returned to the shop. Choose an item that they want to buy and work out how much change you need to give them.

Try the super challenge for the tricky customer if you would like to.



### Super Challenge

A tricky customer wants to know how many ways they can make 50 p with these coins.



You can use each coin more than once.

What strategy did you use?

Email me to tell me how you solved the problem for 3 dojos.

### Our next lesson, is writing

Yesterday, I text my neighbour to check if he needed anything from the shops.

He replied with this list. Can you guess what he wants to bake?

Eggs

Flour

Butter

Icing sugar

Baking powder



That's right..... a cake!

He has asked me to text a cake recipe to him, but I can't find my cake recipe book anywhere. Can you help me?



Write clear instructions, telling him how to bake a cake. Remember, instructions might have **adverbials of time** and will definitely have **bossy verbs**.

I have written the first three steps, but that is all I can remember.

**First**, wash your hand with soap and water.

**Next**, measure your ingredients.

**Then**, mix the butter and sugar together.

1. Wash your hand with soap and water.

2. Measure your ingredients.

3. Mix the butter and sugar together.

Can you finish my instructions using the **bossy verbs** below?

add

mix

bake

sprinkle

wash

measure

pour

stir

Email me a picture of your instructions so I can help out my neighbour! You might even want to have a go at baking your own cake. If you do, send me some pictures of your brilliant bakes, I might even give some bonus Dojos! Make sure it is in your best Kinetic Letters.

Thank you guys, it is really kind of you to help me.

Any instructions I receive will get 5 Dojos.

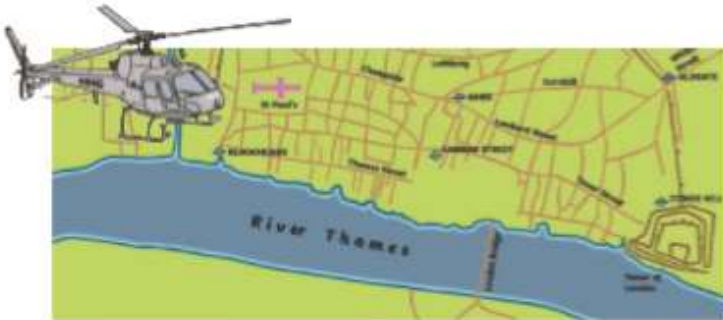
Next today, is a bit of reading practise

Read the text and answer the questions.

Did you find out a fact about London you didn't know before?

## A Helicopter Tour of London

8 Welcome aboard this tour of London, the capital  
16 city of England. Below us, over eight million  
26 people are living and working in one of the most  
35 exciting cities in the world. You can see the  
42 famous River Thames flowing through the city  
50 and some rowers practising for their yearly boat  
60 race. The Thames is full of slimy eels and oysters.  
69 Would you like to try some? Beside the Thames,  
78 you can see the Tower of London, where the  
88 crown jewels are kept, and over in the distance is  
95 Buckingham Palace, where the Queen and her  
102 royal family live. Underneath the ground in  
108 London is the famous underground railway,  
118 known as the 'tube'. What a fantastic city this is!



## Quick Questions



1. Match these places to what you would find there.

River Thames

crown jewels

Tower of London

The Queen

Buckingham Palace

eels and oysters



2. How does the author feel about London? Use evidence from the text to support your answer.

---

---

---



3. What might the passengers see next on the tour?

---

---



4. Which word from the text means the same as 'next to'?

---

Our last lesson today, is very important.... PSHE!

Can you remember what important week it is this week? Let me give you a clue...



You got it! It is Mental Health Awareness week, and our theme is KINDNESS!

Yesterday, we made a list of a few things we could do to show kindness to other people. I rang my granny, made my housemate a cup of tea, and checked to see if my neighbour needed anything from the shops. How did you do?

Today, we are going to think about all the lovely people in our lives who show us kindness.

Can you think of 5 people in your life who show you kindness?



Hmm.... I would pick my housemate Nicole, my friend Harry, my sister, my mum, and Mrs. Potter.

You might pick someone else in our class. I know you are really good at showing each other kindness Year 2!

Have a think about why you think someone is kind. For example, my mum is caring, kind, gives good cuddles, looks out for me and makes me laugh.

I was thinking... each kind person in our life is a bit like a beautiful flower in a garden. Being surrounded by kind people makes you feel really happy, just like seeing beautiful flowers



does.



So, we are going to make our own flower garden of kindness today!

For each person, create a flower like this, with their name in the middle and the ways they are kind on the petals.



Once you have made flowers for the five kind people you thought of, you will have a flower garden!

You can present this however you would like... will you draw? paint? use coloured paper, newspaper or magazines?

Or maybe, use the computer?

I would love to see your beautiful kindness flower gardens when you are finished. Please email me a picture! I look forward to seeing who the kind people in your life are.



Well done Year 2! I hope you have enjoyed your learning today. I can't wait to see your instructions and kindness garden pictures!

Remember, if you have any problems you can email me on our year 2 email address.

Remember to take time to enjoy reading today. Where is your favourite place to read? I love to snuggle up on the sofa with a cup of tea and get lost in a story. At the moment, I am reading a mystery story- what are you reading?

I hope you have a lovely day.

Miss Pylypiak-Clancy ☺





1. Match these places to what you would find there.

River Thames

Tower of London

Buckingham Palace

crown jewels

The Queen

eels and oysters

answers



2. How does the author feel about London? Use evidence from the text to support your answer.  
**Accept any sensible inference linked to the text, e.g. The author likes London because he says 'What a fantastic city this is!'**



3. What might the passengers see next on the tour?  
**Accept any sensible prediction linked to their knowledge of the city, e.g. The passengers might see the London Eye/the Houses of Parliament/some red buses.**



4. Which word from the text means the same as 'next to'?  
**beside**